

INSTRUCTION

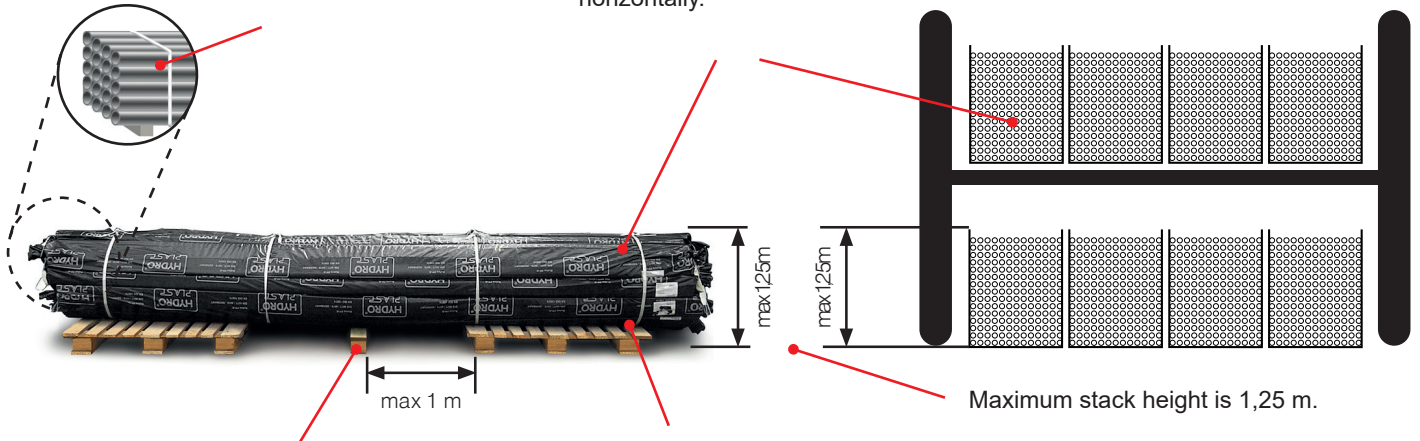
Storage and transportation
of KAN-therm system
and Hydroplast PP



SYSTEM
KAN-therm

It is allowed to bundle
pipes using fixing
strips or stretch foil.

Store and transport the pipes
horizontally.



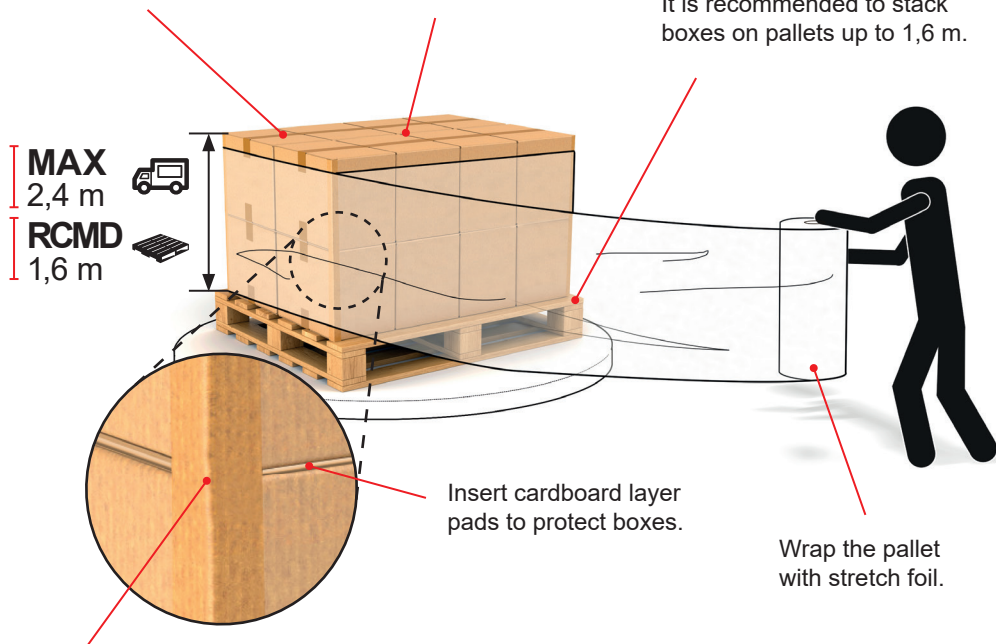
Use supports to avoid deflection. Spacing of
pipes' supports shall not exceed 1 meter.

Pipes in original opaque bags can be
stored outdoor.

When stacking cartons on
pallets, make sure they
are packed tightly and tie
stacked from layer to layer.

Maximum pallet height
is 2,4 m, provided that
cardboard layer pads and
carton corners are used.

It is recommended to stack
boxes on pallets up to 1,6 m.



Use carton corners to
stabilize boxes and protect
them from damage.

Insert cardboard layer
pads to protect boxes.

Wrap the pallet
with stretch foil.

INSTRUCTION

Storage and transportation
of KAN-therm system
and Hydroplast PP




Do not place near
intense heat sources.



Protect pipes from
external impacts, pay
special attention to
pipe ends.
When loading, pipes
may not be thrown,
dropped or dragged.



Do not expose pipes
and fittings to direct
sunlight.




Protect tubes and
fittings from chemical
substances such as
organic solvents,
paints or chlorine
fumes.



Pipes and fittings
must be kept
clean. Protect from
contamination -
especially with oil and
grease.



Special care and
caution should be
taken when loading
and transporting at
temperatures below 0°C.



Store preferably in
undamaged factory
packaging.

Storage and transportation rules apply to all products delivered to and shipped from KAN Sp. z o.o.

⚠ Violation of the rules will entail the rejection of delivery or complaint.